

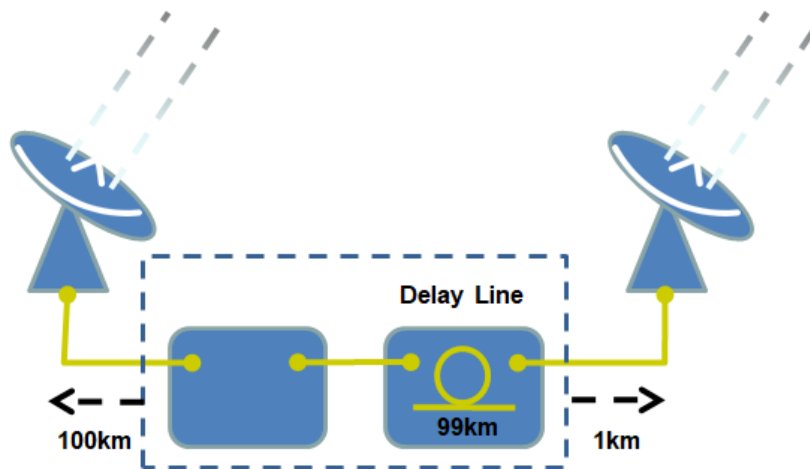
ViaLiteHD[®] – Optical Delay Line

19" Rack Optical Delay Line

- User-defined lengths
- Reliable passive device
- Up to 100 km
- Standard 5-year warranty
- 6U, 4U & 2U 19" rack package



The **ViaLiteHD** Optical Delay Line is offered as part of a DWDM L-Band diversity antenna system and is utilized when time-balancing between sites is required. Full system, time-balancing calculations are offered by **ViaLite** to ensure that when a system is installed all switch overs between diverse sites are seamless to the user. Standard lengths, as well as bespoke custom-length delay compensation units, are available.



Applications

- L-Band diversity rain fade application
- Fixed satcom earth stations and teleports
- Gateway reduction within a satellite footprint
- Government installations
- Remote monitoring stations
- Leased fiber reduction
- Disaster recovery operations

Formats

- 6U, 4U, 2U Chassis (length dependant)

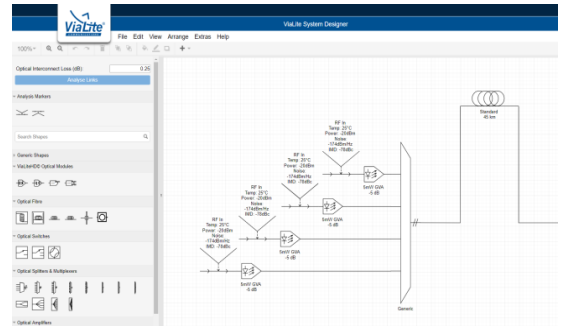
Related Products

- DCMs
- Optical EDFAs

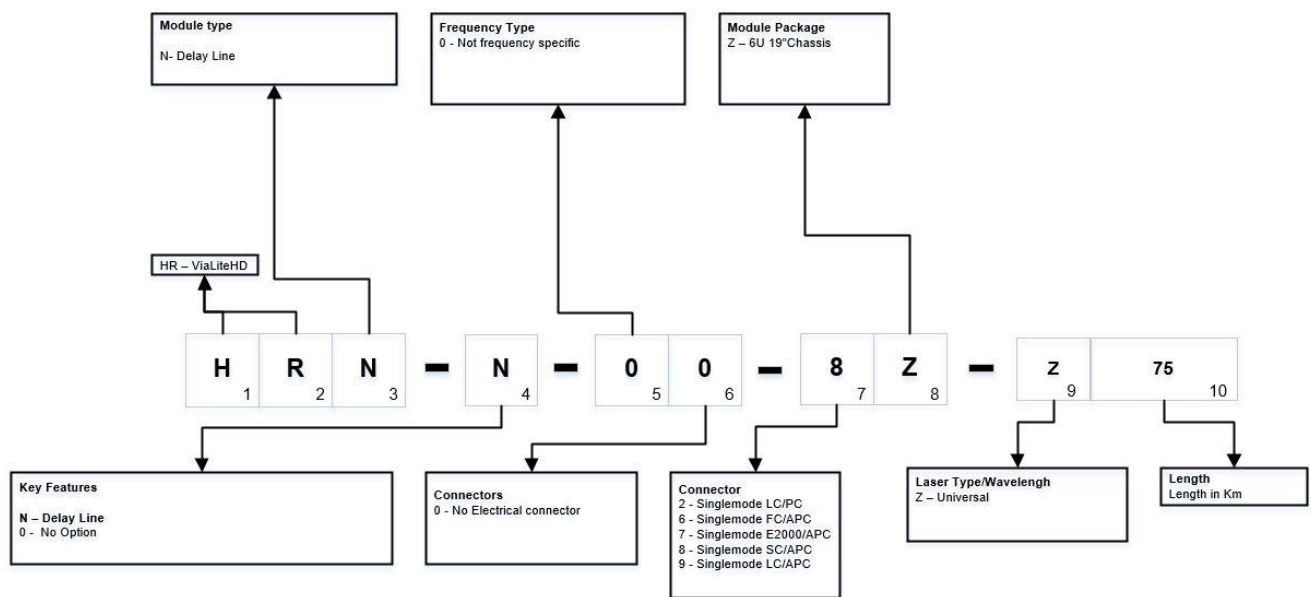
ViaLite System Designer

For complex designs where multiple DWDM products are required the System Designer tool is essential for predicting and validating performance results. The software uses a drag and drop approach from a pallet of products. Once designed, the analyzer can be run to give end-to-end system results and these can then be saved as a detailed PDF.

Please ask our sales team for more information.



Product configurator







Popular products

- HRN-0-00-8Z-Z50 – **ViaLiteHD** Delay Line Short length – 50 km
- HRN-0-00-8Z-Z75 – **ViaLiteHD** Delay Line Medium length – 75 km
- HRN-0-00-8Z-Z100 – **ViaLiteHD** Delay Line Long length – 100 km

Technical specification

	Example Optical Delay Line
Part Number	HRN-0-00-8Z-75
Length	75 km (Length Specified by per application)
Optical Loss @ 1550 nm	15 dB (typ)
Interface	SC/APC
SBS Threshold	+6 dBm
Operating temperature range	-20 °C to +65 °C
Storage temperature range	-40 °C to +80 °C

Accessories

Type	Key Features
<p>RF over Fiber L-Band HTS DWDM Links</p> 	<ul style="list-style-type: none"> • L-Band HTS (700-2450 MHz) • Up to 500 km systems available • 1 to 96 channels per fiber • Ideal for Ka-Band rain fade diversity • 5 mW Laser
<p>RF over Fiber Timing modules</p> 	<ul style="list-style-type: none"> • Radio timing signals: DCF, MSF signals JJY, BPC, HBG, TDF, WWVB, WWV, CHU, RJH, RWM, • IRIG-B • Loran-C & eLoran • 10 kHz – 50 MHz signals • GPS (via GPS Link) • MiFID II standard
<p>Rack Chassis</p> 	<ul style="list-style-type: none"> • 3U accepts up to 13 RF or Support cards, plus an SNMP card and dual power supplies • A 1U chassis accepts up to 3 RF or Support cards or 2 cards and an SNMP card (with dual power supplies) • Up to 26 channels per 3U chassis (using dual RF cards) – reducing the amount of rack space required • Blind mate option • All modules hot-swappable and auto-reconfigure with SNMP option • On-card LNB and BUC power options • Power fed through rear chassis connector to card Bias Tees • System can be monitored and controlled remotely via SNMP using a web browser
<p>Outdoor Enclosures</p> 	<ul style="list-style-type: none"> • CE approved and EMC compatible • IP rated and NEMA approved • Plug and play format • Suitable for harsh environments • All modules hot swappable • Dual redundant power options • Interface for monitor and control (M&C) systems