

ViaLiteHD[®] - 10 MHz RF Splitters

1U 10 MHz Splitters

- 50 Ohm SMA
- DC pass through
- 5 - 15 MHz
- 1 W forward power
- 1U 19" Shelf
- 1:4 or 1:8 Split
- Saves chassis card space



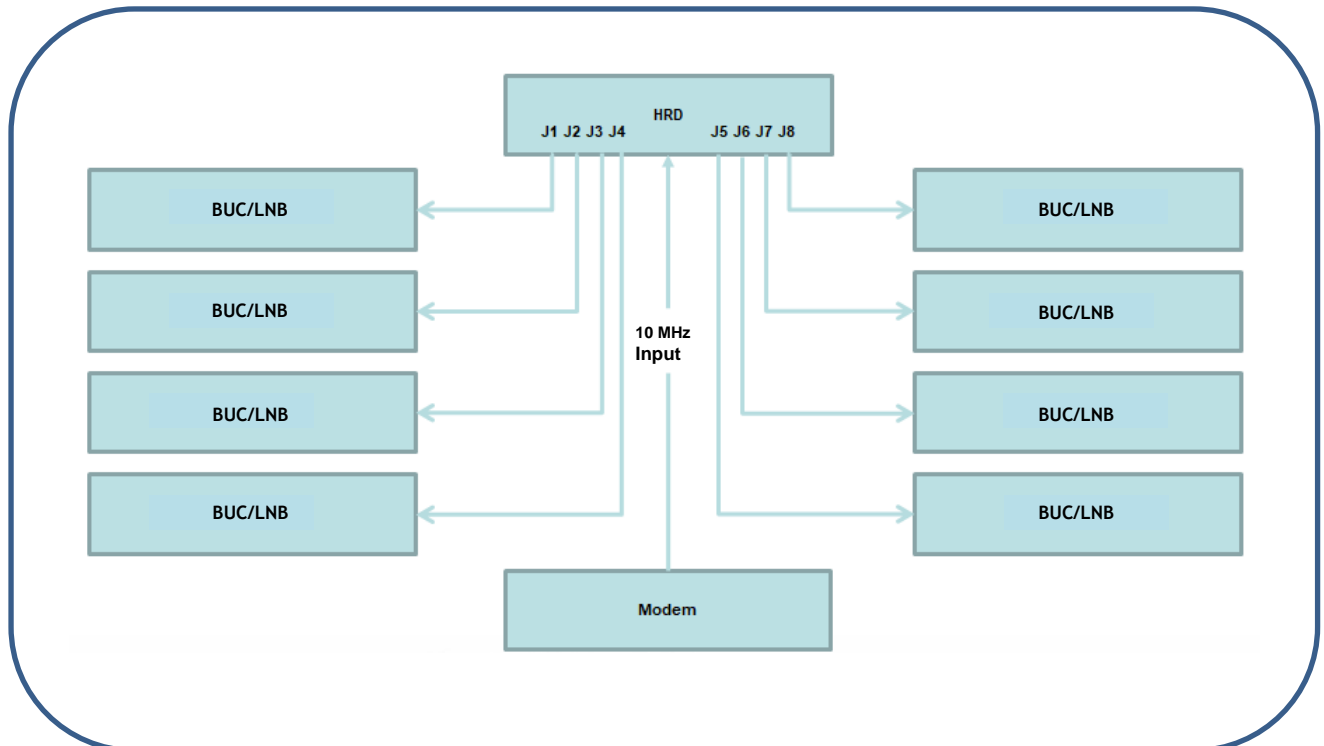
The **ViaLiteHD** 10 MHz RF Splitters have been designed to distribute a single 10 MHz frequency reference to multiple devices. With 4 and 8 way options available and low insertion loss, these compact, high-quality splitters can be applied in a multitude of applications, typically at teleport sites, operations centers and VSAT broadcast operations.

Applications

- Satcom deployments
- Redundancy
- Long distance link systems
- Military communications
- Sync-source distribution

Related products

- HRF- L-Band 10 MHz Diplexer
- L-Band chassis cards
- 3U Chassis
- 1:2 x 13 way RF Splitter
- RF Switches & Splitters



Specifications

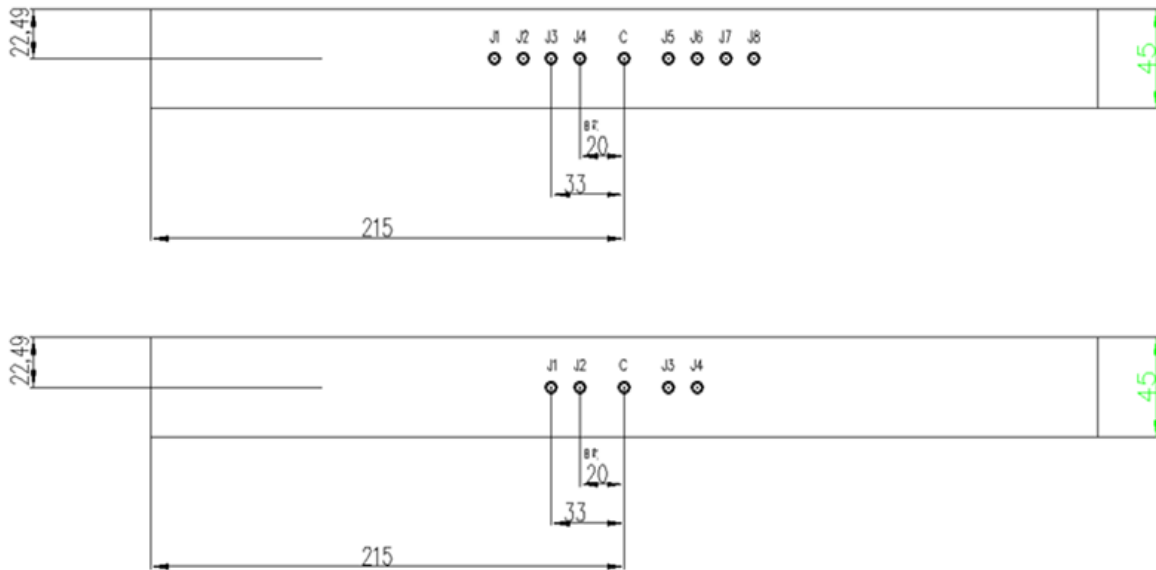
Model number	HRD-4-11-0T-41-R004	HRD-4-11-0T-41-R008
Description	4-way (J1-4)	8-way (J1-8)
Frequency Range (MHz)	5 MHz – 50 MHz	
Path Splitter loss	≤6.4 dB	
VSWR	≤1.2	≤9.5 dB
Amplitude Balance	≤±0.2 dB	
Phase Balance	≤±2 °	
Isolation	≥35 dB	
Power	≤1 W CW	
Connector	SMA	
DC Pass	All ports	
Working temperature	-55 °C ~ +85 °C	

Popular products

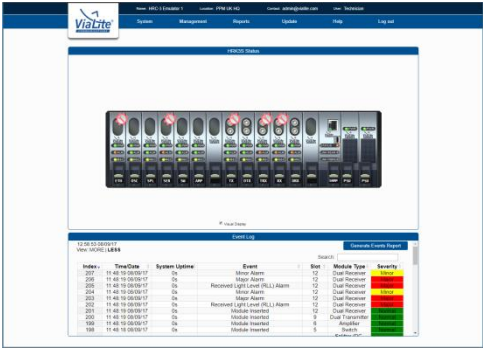
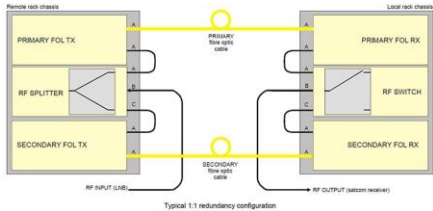


HRD-4-11-0T-41-R004
 HRD-4-11-0T-41-R008
 HRF-1-L1-0T-41-R008

RF Splitter, 10 MHz, 50 Ohm SMA, No Optical, 1U Chassis, 4 Way
 RF Splitter, 10 MHz, 50 Ohm SMA, No Optical, 1U Chassis, 8 Way
 RF Splitter, L-Band & 10 MHz Diplexer, 50 Ohm, SMA, No Optical, 1U, 8 Way

Connector positioning



Accessories

Type	Key features
<p>SNMP/Web Browser Card</p> 	<ul style="list-style-type: none"> • Easy to use graphical user interface (GUI) • Real time monitoring of card performance • Alarm monitoring and event logging • Control of gain adjustment • Compatible with all ViaLiteHD rack chassis and cards • Easy integration with network management systems (NMS) using management information base (MIB) tables • Actively manage redundancy switching • New RF cards can be automatically reprogrammed with the previous card parameters • Remote SNMP to local SNMP connection via optical fiber • Provides remote LAN 10/100 Ethernet link
<p>Dual Redundancy</p> 	<ul style="list-style-type: none"> • 1:1 redundancy for L-Band • Maximizes link up-time • Can be used to backup copper coax • Manual and automatic control via SNMP • Flexible configuration options • Other redundancy options available
<p>Rack Chassis</p> 	<ul style="list-style-type: none"> • 3U accepts up to 13 RF or Support cards, plus an SNMP card and dual power supplies • A 1U chassis accepts up to 3 RF or Support cards or 2 cards and an SNMP card (with dual power supplies) • Up to 26 channels per 3U chassis (using dual RF cards) – reducing the amount of rack space required • Blind mate option • All modules hot-swappable and auto-reconfigure with SNMP option • On-card LNB and BUC power options • Power fed through rear chassis connector to card Bias Tees • System can be monitored and controlled remotely via SNMP using a web browser
<p>Outdoor Enclosures</p> 	<ul style="list-style-type: none"> • CE approved and EMC compatible • IP rated and NEMA approved • Plug and play format • Suitable for harsh environments • All modules hot swappable • Dual redundant power options • Interface for monitor and control (M&C) systems