


ViaLiteHD® – ODE-A4 Enclosure

Outdoor Enclosure

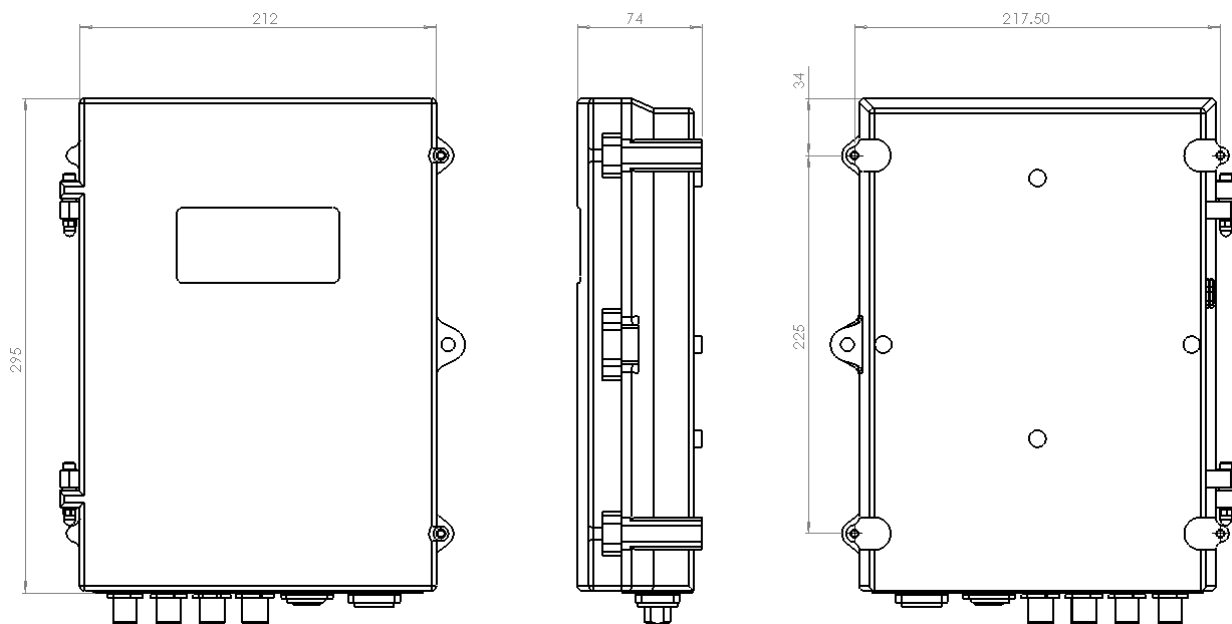
- Houses up to four cross-site links
- IP65 and NEMA 4 rated
- Suitable for harsh environments
- Heater option
- Solar/wind shield
- Dual redundant power supplies
- Selectable LNA/B O/P voltages
- Lighting arrestor option



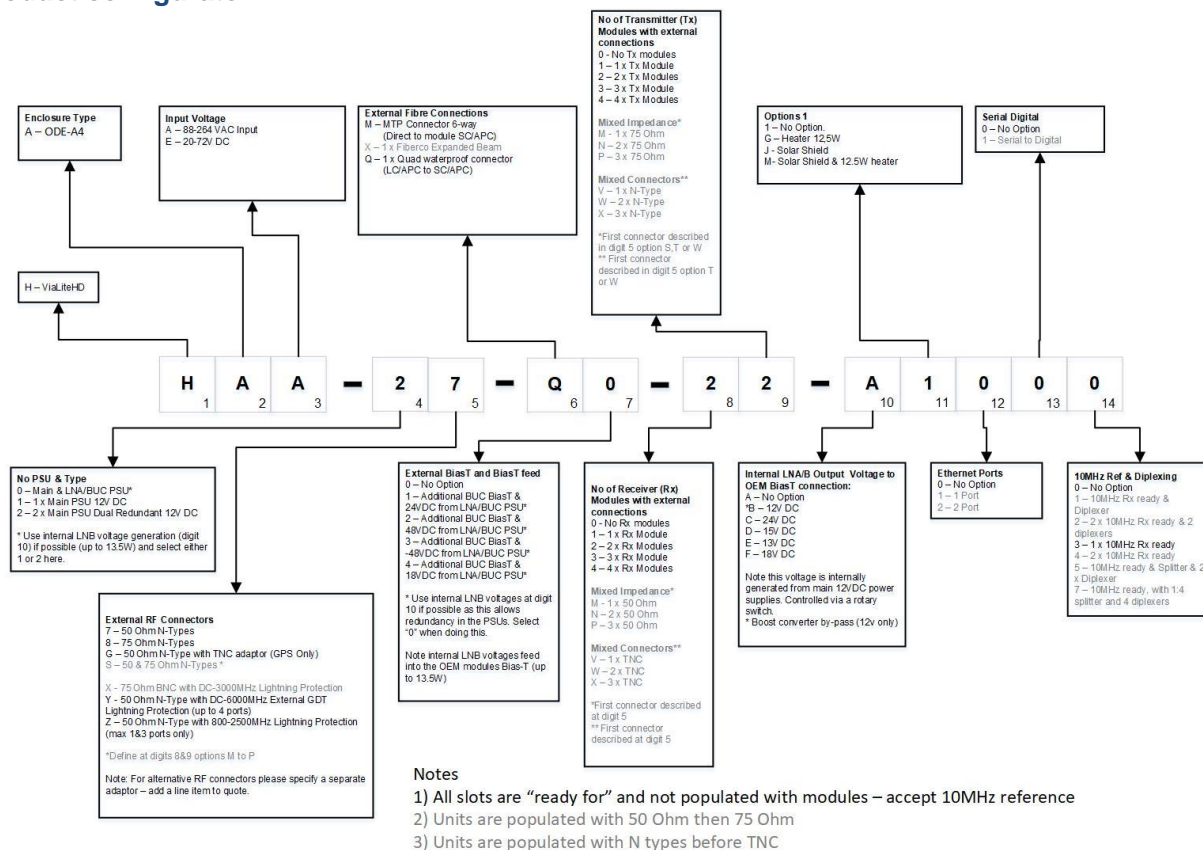
The ODE-A4 can house up to four Blue OEM cross-site links with RF connections to the outside. There are two additional slots that can house Timing & Reference Blue OEMs for Satcom applications. The enclosure is cast aluminium and has an Ingress Protection rating of IP65. It is typically installed on a rooftop or at an antenna hub where RF and other services are transmitted over optical fiber to a remote equipment room. Dual redundant power supplies provide higher availability as well as helping to prolong PSU lifetime.

The ODE-A4 comes in a standard configuration: GPS with 2x PSUs, 1x 50 Ohm Tx Links. For GPS antennas, the Blue OEMs housed within the ODE-A4 can supply 5 V or 12 V, as well as **ViaLite's** GPS monitoring option.

Mechanical Dimensions (mm)



Product configurator



Popular Products

HAA-27-Q0-22-F1000
 ODE-A4, VAC Input, 50 Ohm N-Type, Quad LC/APC to SC/APC Waterproof Connector, 18 V DC

General specifications

Parameter	ODE-A4 Enclosure
Number of RF channels	1 to 4
IP Rating	IP65
External Dimensions	295 x 217.5 x 74 mm
Weight	2.5 kg
Material	LM99 Aluminium RAL7035
RF Input / Output Connectors	N-Type female weatherproof
Optical Fiber Connections	Quad single mode connector or MTP Connector 6-way
Power Supply Connections	Neutrik power connector
Supply Voltage Options (RF ports)	88-264 VAC or -48 VDC
BUC Supply Voltage Options	12,13,15,18, 24 VDC
Operating Temperature	-20 to +55 °C (Heater active at 4 °C)
Storage Temperature	-40 °C to +70 °C
Climate Control	Humidity ventilator
Parameter	LNB Voltage Source Specifications
Output Voltage	13,15,18, 24 VDC
Output Power	13.5 W
Voltage Tolerance	+/- 2 %
Line Regulation	+/- 0.5 %
Load Regulation	+/- 0.5 %
Ripple & Noise	< 120mV P-P

Separately ordered accessories

Fiber Termination Box (4-Way)

To ease the installation process any multi core optical fiber can be terminated in the accompanying patch box. As standard the patch cable presents SC/APC connections within the patch box (see picture).



Internal termination options

- 54886 – SC/APC to FC/APC
- 54888 – SC/APC to SC/APC
- 54889 – SC/APC to LC/APC

ODE-A4 optical cable options

Quad waterproof light duty (no cable management reel)

- | | |
|------------------|--|
| F04-Q-2F-Q8-0001 | Quad Waterproof connector to SC/APC 1 m SC/APC Connector |
| F04-Q-2F-Q8-0003 | Quad Waterproof connector to SC/APC 3 m SC/APC Connector |
| F04-Q-2F-Q8-0010 | Quad Waterproof connector to SC/APC 10 m SC/APC Connector |
| F04-Q-2F-Q8-0020 | Quad Waterproof connector to SC/APC 20 m SC/APC Connector |
| F04-Q-2F-Q8-0050 | Quad Waterproof connector to SC/APC 50 m SC/APC Connector |
| F04-Q-2F-Q8-0100 | Quad Waterproof connector to SC/APC 100 m SC/APC Connector |

Quad waterproof heavy duty (with cable management reel)

- | | |
|------------------|--|
| F04-R-5F-Q8-0050 | Quad Waterproof connector to SC/APC 50 m SC/APC Connector |
| F04-R-5F-Q8-0100 | Quad Waterproof connector to SC/APC 100 m SC/APC Connector |
| F04-R-5F-Q8-0150 | Quad Waterproof connector to SC/APC 150 m SC/APC Connector |
| F04-R-5F-Q8-0200 | Quad Waterproof connector to SC/APC 200 m SC/APC Connector |